



Endicott Research Group, Inc.

2601 Wayne St., Endicott, NY 13760

607-754-9187 Fax 607-754-9255

http://www.ergpower.com

Specifications and Applications Information

06/16/09

Preliminary

8mA22368

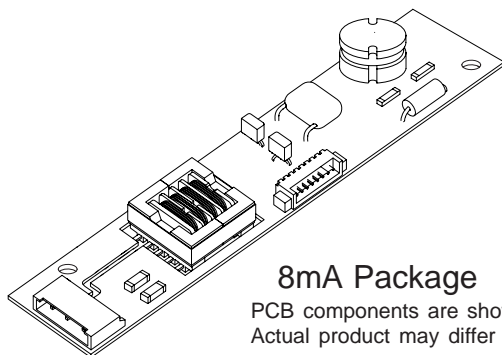
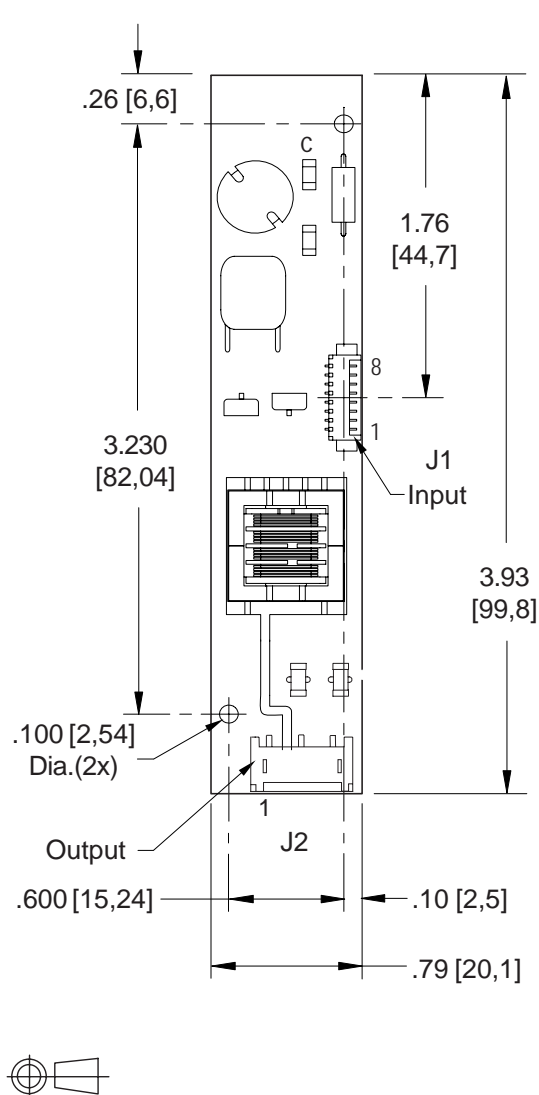
Two Lamp
DC to AC Inverter

The ERG 8mA22368 (*8m Class*) low profile dc to ac inverter is specifically designed to power the backlight of the NEC NL6448AC33-18 LCD display module to a moderate brightness level from a +5 volt dc source.

This low profile inverter features:

- ✓ Less Than 8 mm in Height
- ✓ LCD Module Specific
- ✓ Display Compatible Output Connector
- ✓ Firm Specifications
- ✓ Application Information
- ✓ Designed, Manufactured and Supported in the USA
- ✓ Custom Input and Output Voltages
- ✓ Flexible System Interface
- ✓ Notebook Display Head Compatible

Package Configuration



8mA Package

PCB components are shown for reference only.
Actual product may differ from that shown.

Pin Descriptions

| | |
|---------------|---------------|
| J1-1 +Vin | J2-1 ACreturn |
| J1-2 +Vin | J2-2 ACout |
| J1-3 GND | J2-3 ACout |
| J1-4 GND | |
| J1-5 Enable * | |
| J1-6 N/C | |
| J1-7 N/C | |
| J1-8 GND | |

* Valid only with "C"
jumper (JP1) removed

Connectors

Input J1
Molex
53261-0871

Output J2
JST
SM03(4.0)B-BHS-1-TB

Absolute Maximum Ratings

| Rating | Symbol | Value | Units |
|---------------------|-----------|--------------|-------|
| Input Voltage Range | V_{in} | -0.3 to +5.5 | Vdc |
| Storage Temperature | T_{stg} | -40 to +85 | °C |

Operating Characteristics

With a load simulating the referenced display and lamp warm-up of 5 minutes.
Unless otherwise noted $V_{in} = 5.00$ Volts dc and $T_a = 25^\circ\text{C}$.

| Characteristic | Symbol | Min | Typ | Max | Units |
|---|-----------------|-------|-------|-------|-------|
| Input Voltage | V_{in} | +4.50 | +5.00 | +5.25 | Vdc |
| Component Surface Temperature ^(note 1) | T_s | -20 | - | +80 | °C |
| Input Current ^(note 2) | I_{in} | - | 1.24 | 1.40 | Adc |
| Operating Frequency | F_o | 38 | 43 | 48 | kHz |
| Minimum Output Voltage ^(note 3) | V_{out} (min) | 1400 | - | - | Vrms |
| Efficiency | η | - | 82 | - | % |
| Output Current (per lamp) | I_{out} | - | 5.0 | - | mArms |
| Output Voltage | V_{out} | - | 510 | - | Vrms |
| Enable Pin Input Current Requirement ^(notes 4,5,6) | I_{Enable} | - | 15 | - | mAdc |

Specifications subject to change without notice.

(Note 1) Surface temperature must not exceed 80 degrees C; thermal management actions may be required.

(Note 2) Input current in excess of maximum may indicate a load/inverter mismatch condition, which can result in reduced reliability. Please contact ERG technical support.

(Note 3) Provided data is not tested but guaranteed by design.

(Note 4) Required User Enable/Disable Interface Circuit is shown on page 3.

(Note 5) Valid only with "C" jumper (JP1) removed.

(Note 6) With the inverter powered and JP1 is in place, a ground applied to the enable pin J1-5 will open the inverter fuse.

Application Notes:

- 1) The minimum distance from high voltage areas of the inverter to any conductive material should be .12 inches per kilovolt of starting voltage.
- 2) Mounting hardware to be non-conductive.
- 3) Open framed inverters should not be used in applications at altitudes over 10,000 feet.
- 4) Contact ERG for possible exceptions.



Endicott Research Group, Inc.

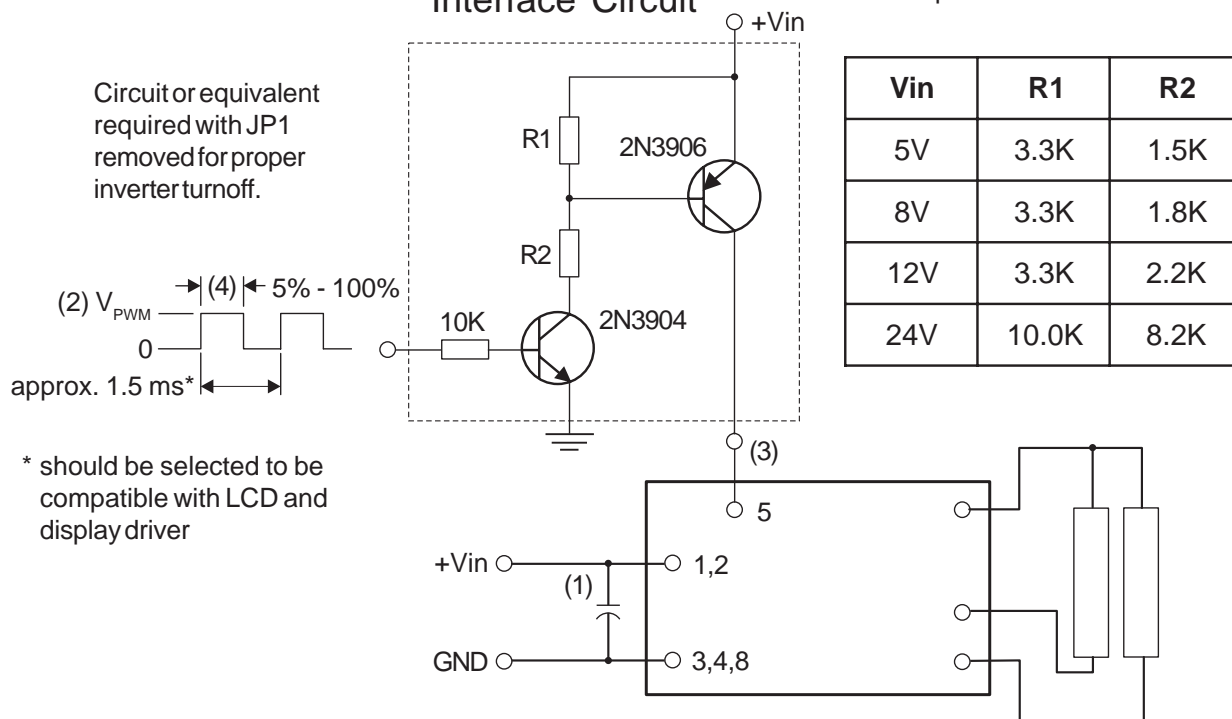
2601 Wayne St., Endicott, NY 13760
607-754-9187 Fax 607-754-9255
<http://www.ergpower.com>

PWM Dimming

(Valid only with JP1 removed)

Required User Enable/Disable Interface Circuit

With JP1 in place, a ground applied to the enable pin J1-5 will open the inverter fuse.



- (1) Low ESR type input by-pass capacitor (22 μ F - 100 μ F) may be required to reduce reflected ripple.
- (2) $V_{P_{PWM}}$ from 2.4V to less than or equal to +Vin.
- (3) Full brightness without PWM control requires that pin 5 be tied to +Vin. Pin 5 must be at 0V to turn off.
- (4) Duty Cycle 5% - 100%.



Endicott Research Group, Inc. (ERG) reserves the right to make changes in circuit design and/or specifications at any time without notice. Accordingly, the reader is cautioned to verify that data sheets are current before placing orders. Information furnished by ERG is believed to be accurate and reliable. However, no responsibility is assumed by ERG for its use.